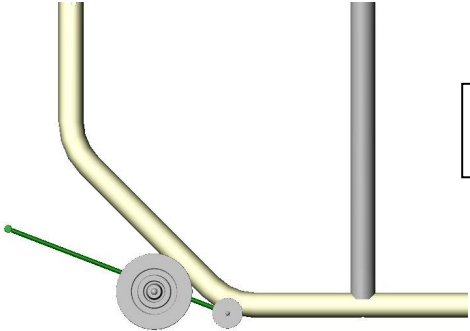
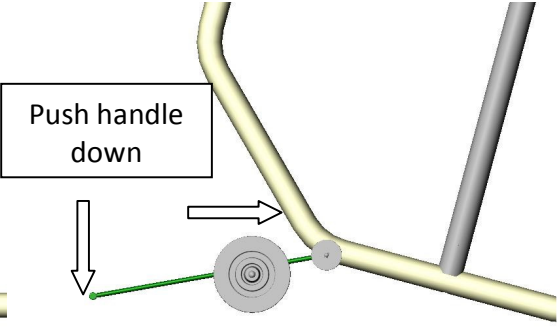




Instructions for SF90 (3.66m round)

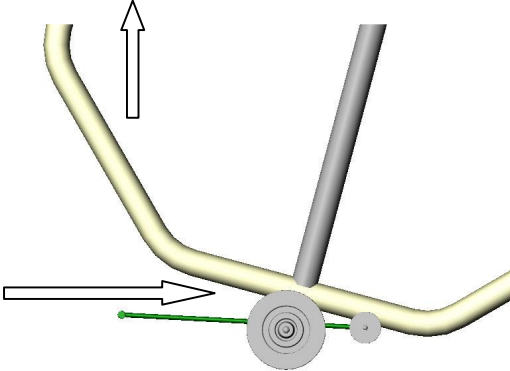


STEP 1: Place trolley near leg as shown.

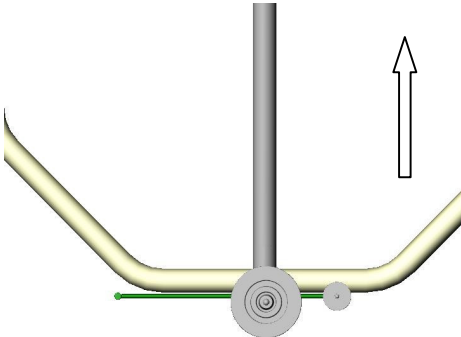


STEP 2: Slide the smaller wheel of the trolley under trampoline leg, use foot to push handle down to lift trampoline.

Push handle down



STEP 3: Use hands to support the lifted side of the trampoline and use one foot to push trolley forward under leg until the saddle support is near the centre of the leg.



STEP 4: Lift the other side of trampoline up.